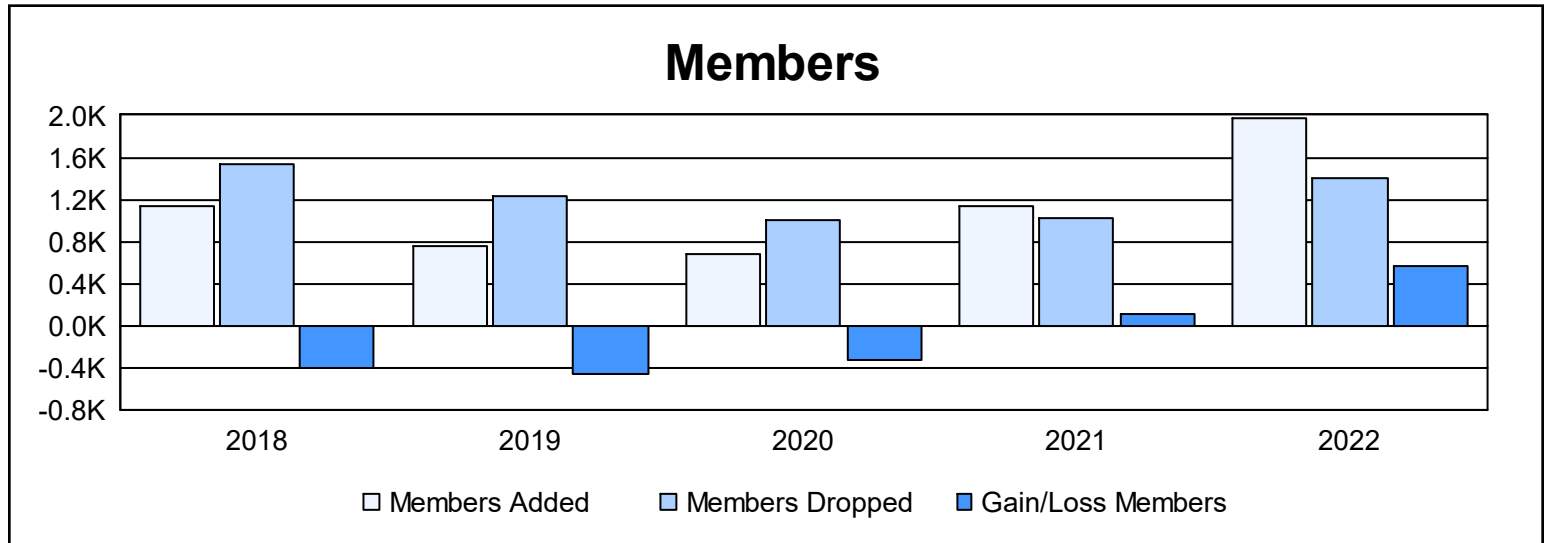
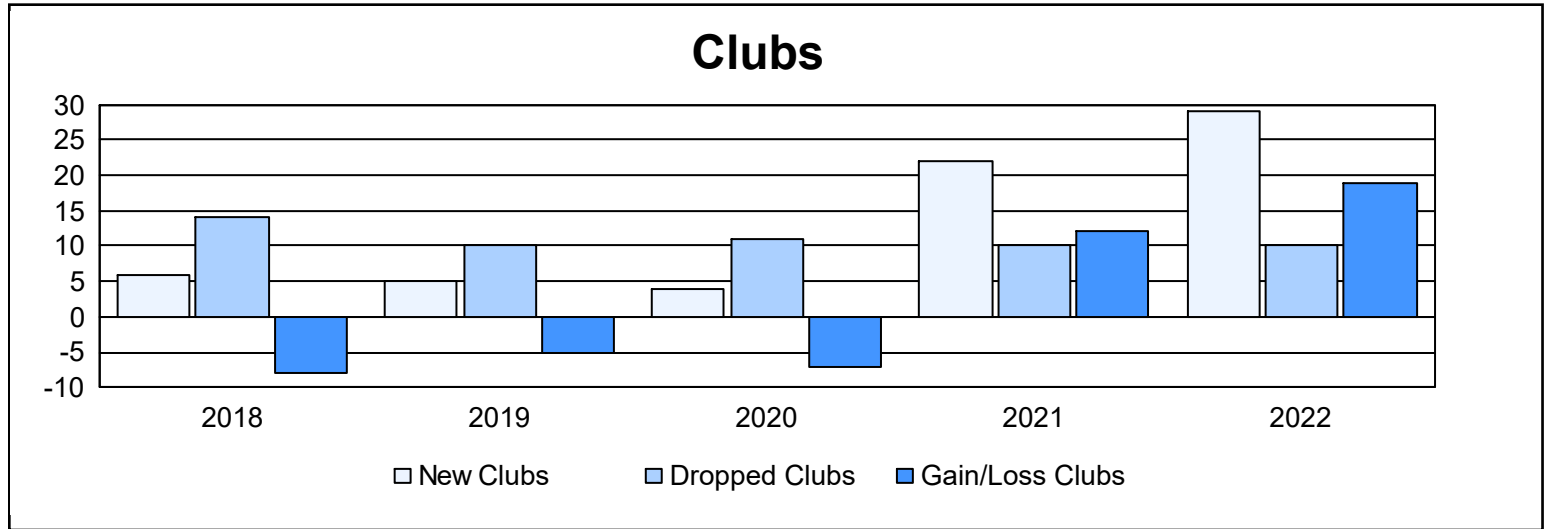
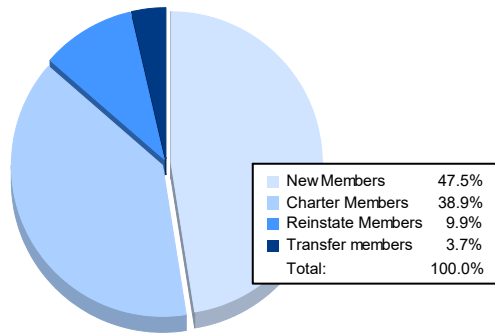


| Year | New Clubs | Dropped Clubs | Gain/ Loss Clubs | New Members | Charter Members | Reinstate Members | Transfer Members | Total Member Added | Total Members Dropped | Gain/ Loss Members |
|----------------|-----------|---------------|------------------|-------------|-----------------|-------------------|------------------|--------------------|-----------------------|--------------------|
| 2017-2018 | 6 | 14 | -8 | 789 | 198 | 120 | 22 | 1,129 | 1,536 | -407 |
| 2018-2019 | 5 | 10 | -5 | 416 | 151 | 181 | 14 | 762 | 1,223 | -461 |
| 2019-2020 | 4 | 11 | -7 | 348 | 141 | 165 | 30 | 684 | 1,010 | -326 |
| 2020-2021 | 22 | 10 | 12 | 450 | 571 | 100 | 6 | 1,127 | 1,013 | 114 |
| 2021-2022 | 29 | 10 | 19 | 936 | 766 | 196 | 73 | 1,971 | 1,406 | 565 |
| Average | 13 | 11 | 2 | 588 | 365 | 152 | 29 | 1,135 | 1,238 | -103 |



Membership Composition June 2022 Cumulative



Gender Composition June 2022 Cumulative

